

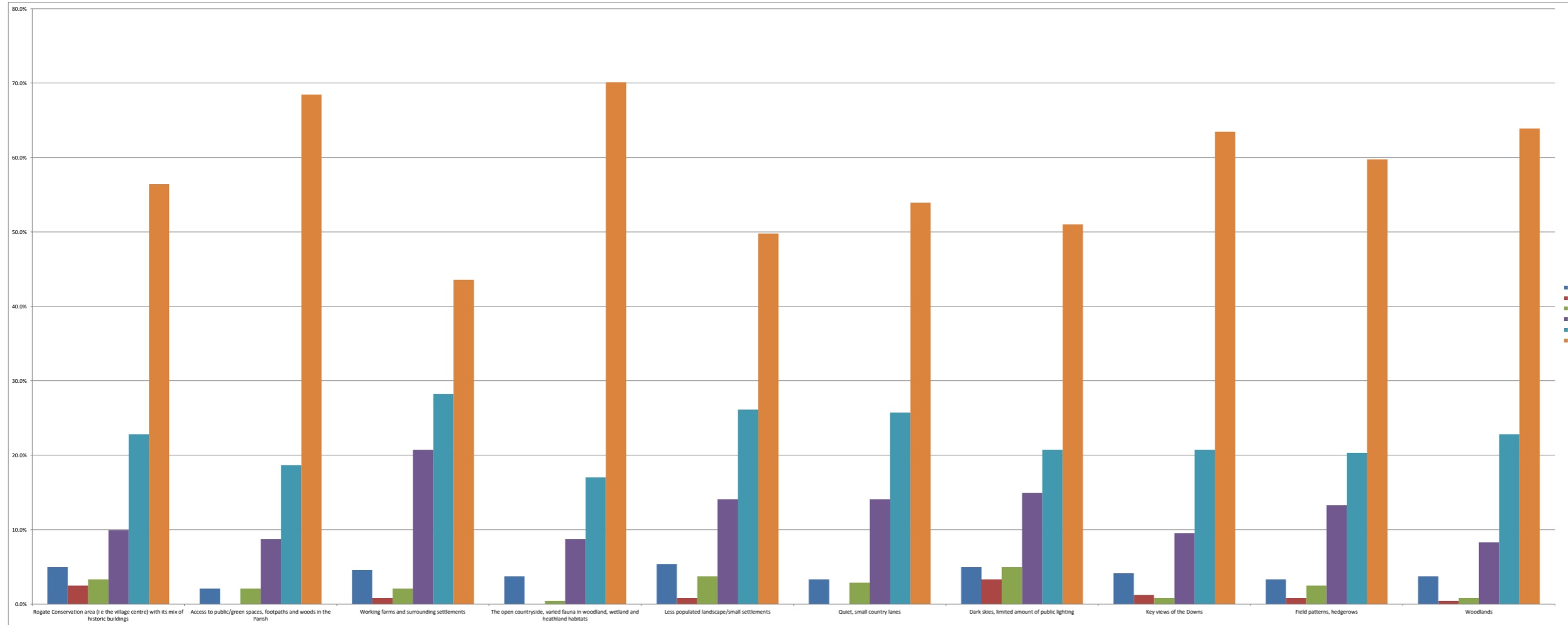
Rogate Questionnaire statistics, April 2014

CHARACTER ANALYSIS OF PARISH

Q1 How important are the following characteristics of the Parish to you? [0 = no answer given, 1 = not important, 2, 3, 4, 5 = Highly important]

Average out of 5 % of responses

| | | |
|---|-----|-------|
| Rogate Conservation area (i.e. the village centre) with its mix of historic buildings | 4.3 | 95.0% |
| Access to public/green spaces, footpaths and woods in the Parish | 4.6 | 97.9% |
| Working farms and surrounding settlements | 4.2 | 95.4% |
| The open countryside, varied fauna in woodland, wetland and heathland habitats | 4.6 | 96.3% |
| Less populated landscape/small settlements | 4.3 | 94.6% |
| Quiet, small country lanes | 4.4 | 96.7% |
| Dark skies, limited amount of public lighting | 4.2 | 95.0% |
| Key views of the Downs | 4.5 | 95.9% |
| Field patterns, hedgerows | 4.4 | 96.7% |
| Woodlands | 4.5 | 96.3% |

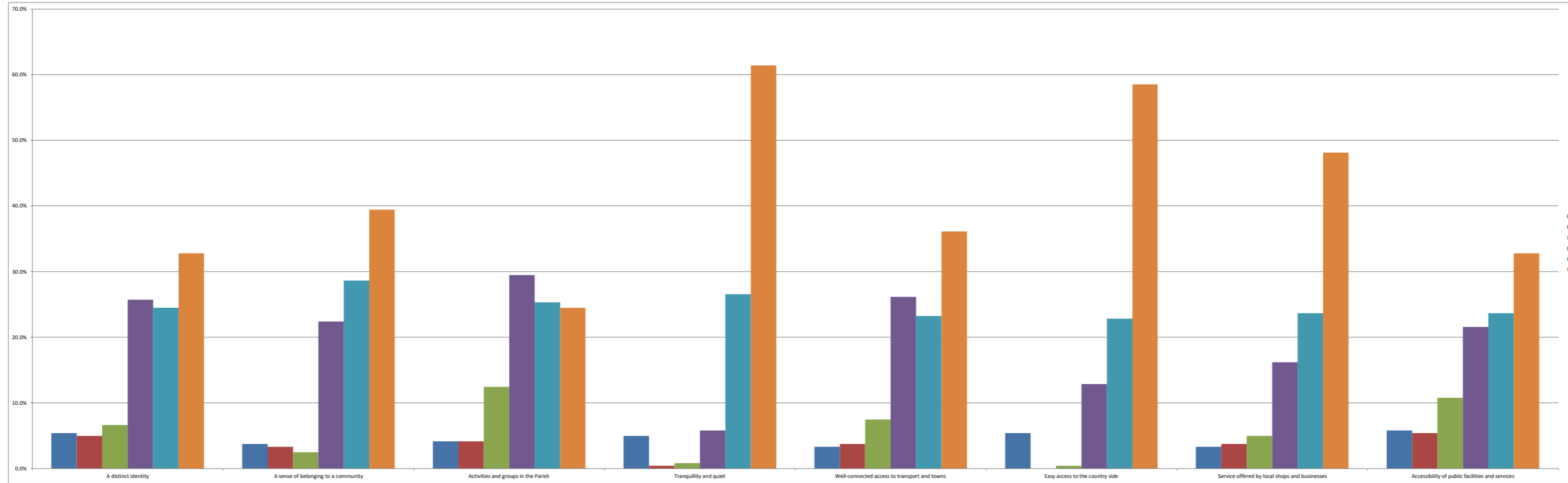


Q2 How important are the following items to your enjoyment of life in the Parish? [0 = no answer given, 1 = not important, 2, 3, 4, 5 = Highly important]

Average out of 5 % of responses

- A distinct identity
- A sense of belonging to a community
- Activities and groups in the Parish
- Tranquillity and quiet
- Well-connected access to transport and towns
- Easy access to the country side
- Service offered by local shops and businesses
- Accessibility of public facilities and services

| Item | Average out of 5 | % of responses |
|---|------------------|----------------|
| A distinct identity | 3.8 | 94.6% |
| A sense of belonging to a community | 4.0 | 96.3% |
| Activities and groups in the Parish | 3.6 | 95.9% |
| Tranquillity and quiet | 4.6 | 95.0% |
| Well-connected access to transport and towns | 3.8 | 96.7% |
| Easy access to the country side | 4.5 | 94.6% |
| Service offered by local shops and businesses | 4.1 | 96.7% |
| Accessibility of public facilities and services | 3.7 | 94.2% |

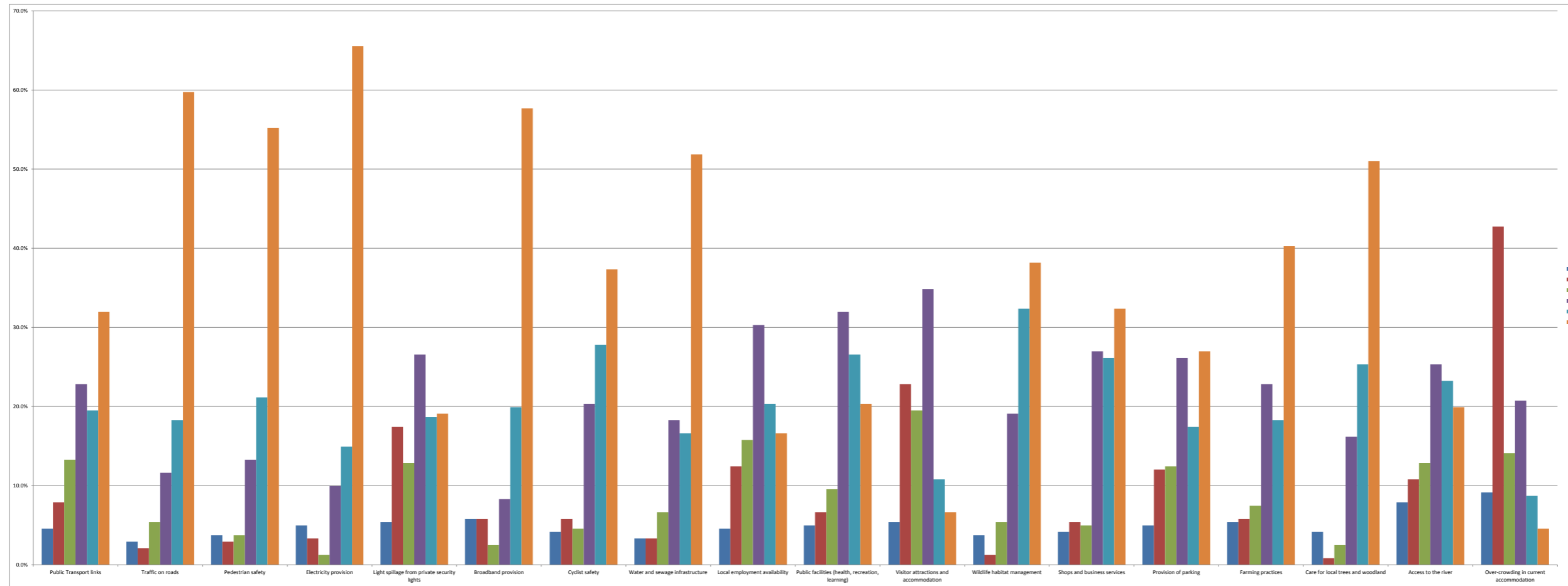


Q3 How concerned are you about the following issues affecting life in the Parish? [0 = no answer given, 1 = not concerned 2, 3, 4, 5 = Highly concerned]

Average out of 5 % of responses

- Public Transport links
- Traffic on roads
- Pedestrian safety
- Electricity provision
- Light spillage from private security lights
- Broadband provision
- Cyclist safety
- Water and sewage infrastructure
- Local employment availability
- Public facilities (health, recreation, learning)
- Visitor attractions and accommodation
- Wildlife habitat management
- Shops and business services
- Provision of parking
- Farming practices
- Care for local trees and woodland
- Access to the river
- Over-crowding in current accommodation

| Issue | Average out of 5 | % of responses |
|--|------------------|----------------|
| Public Transport links | 3.6 | 95.4% |
| Traffic on roads | 4.3 | 97.1% |
| Pedestrian safety | 4.3 | 96.3% |
| Electricity provision | 4.5 | 95.0% |
| Light spillage from private security lights | 3.1 | 94.6% |
| Broadband provision | 4.3 | 94.2% |
| Cyclist safety | 3.9 | 95.9% |
| Water and sewage infrastructure | 4.1 | 96.7% |
| Local employment availability | 3.1 | 95.4% |
| Public facilities (health, recreation, learning) | 3.5 | 95.0% |
| Visitor attractions and accommodation | 2.6 | 94.6% |
| Wildlife habitat management | 4.0 | 96.3% |
| Shops and business services | 3.8 | 95.9% |
| Provision of parking | 3.4 | 95.0% |
| Farming practices | 3.8 | 94.6% |
| Care for local trees and woodland | 4.3 | 95.9% |
| Access to the river | 3.3 | 92.1% |
| Over-crowding in current accommodation | 2.1 | 90.9% |

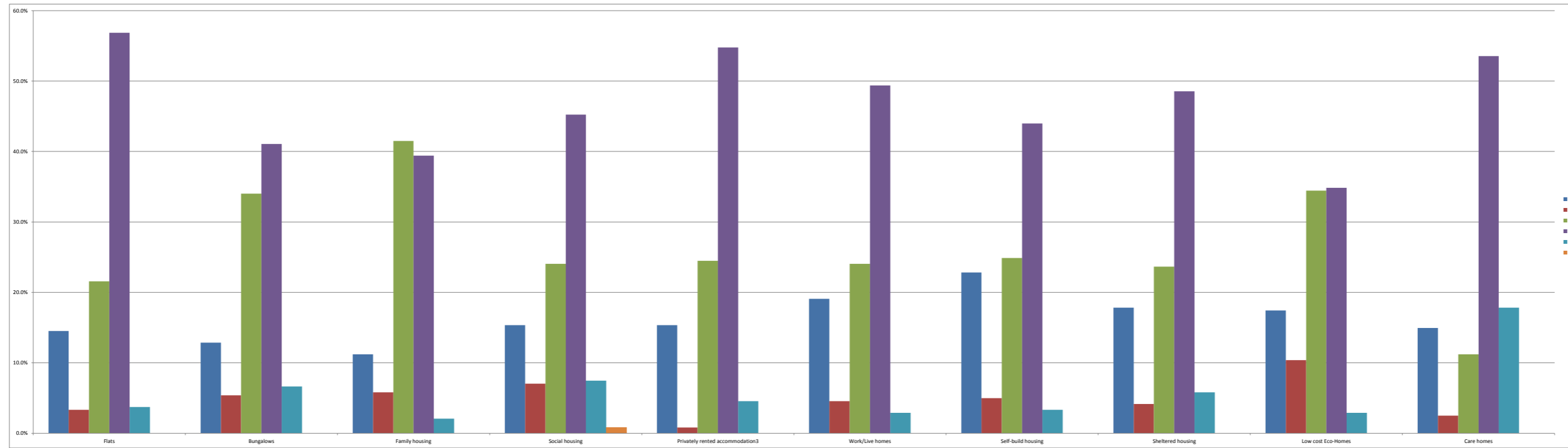


HOUSING IN PARISH

Q4 What do you think about the FUTURE availability of housing in the Parish? [0 = no answer given, 1 = need many more, 2 = need a few more, 3 = Is about right now, 4 = too many already]

Average out of 4 % of responses

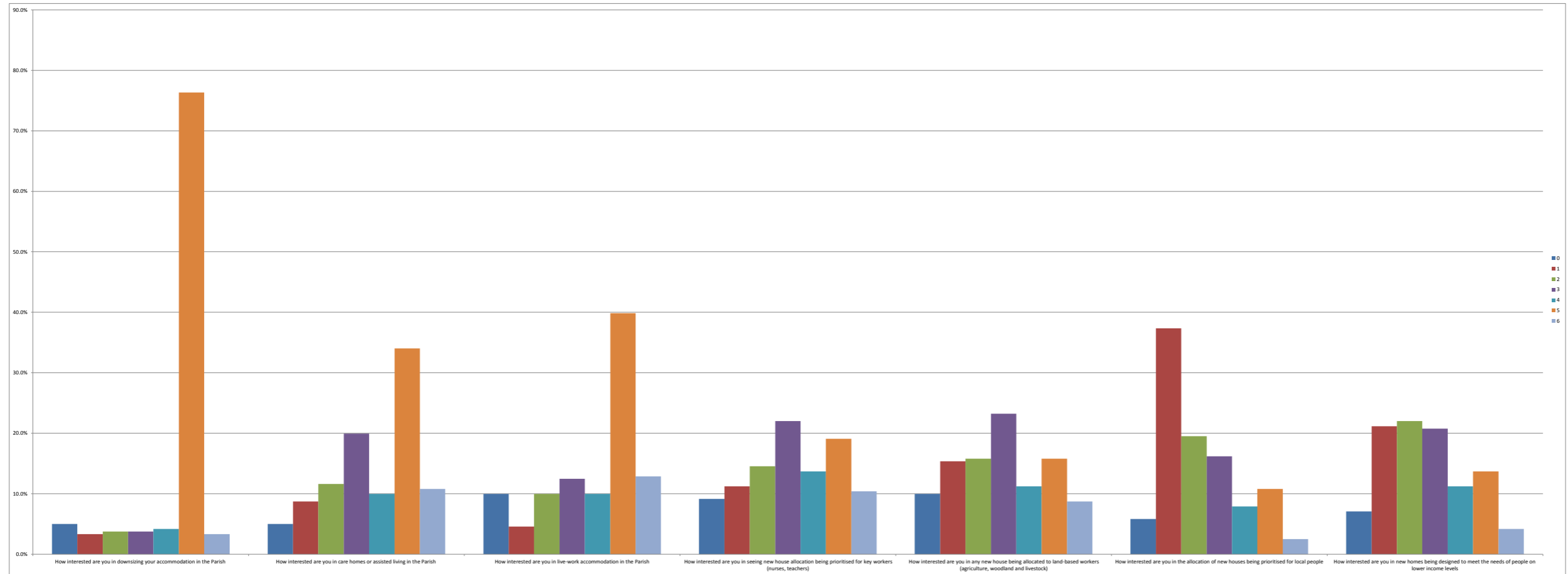
| | | |
|---------------------------------|-----|-------|
| Flats | 2.7 | 85.5% |
| Bungalows | 2.6 | 87.1% |
| Family housing | 2.4 | 88.8% |
| Social housing | 2.7 | 84.6% |
| Privately rented accommodation3 | 2.7 | 84.6% |
| Work/Live homes | 2.6 | 80.9% |
| Self-build housing | 2.6 | 77.2% |
| Sheltered housing | 2.7 | 82.2% |
| Low cost Eco-Homes | 2.4 | 82.6% |
| Care homes | 3.0 | 85.1% |



Q5 Do you think that HOUSING in the Parish adequately meets the needs of the Community? [0 = no answer given, 1 = very interested, 2, 3, 4, 5 = not interested, 6 = not sure]

Average out of 6 % of responses

| Question | Average out of 6 | % of responses |
|---|------------------|----------------|
| How interested are you in downsizing your accommodation in the Parish | 4.8 | 95.0% |
| How interested are you in care homes or assisted living in the Parish | 4.3 | 95.0% |
| How interested are you in live-work accommodation in the Parish | 4.9 | 90.0% |
| How interested are you in seeing new house allocation being prioritised for key workers (nurses, teachers) | 4.0 | 90.9% |
| How interested are you in any new house being allocated to land-based workers (agriculture, woodland and livestock) | 3.6 | 90.0% |
| How interested are you in the allocation of new houses being prioritised for local people | 2.5 | 94.2% |
| How interested are you in new homes being designed to meet the needs of people on lower income levels | 3.0 | 92.9% |

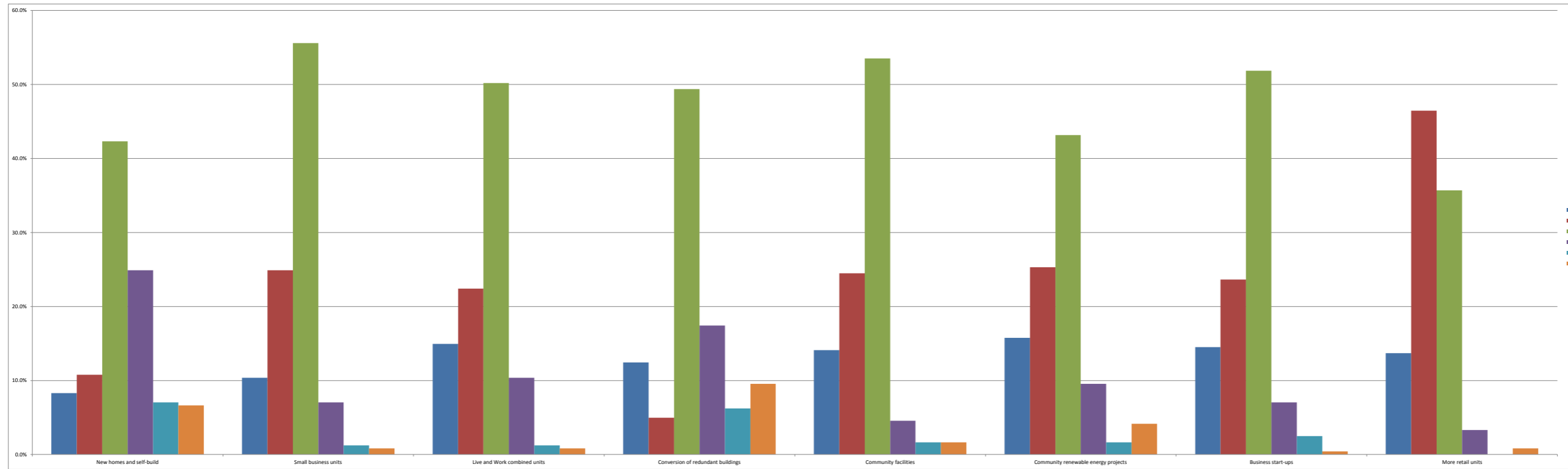


BUILDING DEVELOPMENT AND LAND USAGE CHANGES

Q6 What scale of NEW DEVELOPMENT would you like to see in the Parish over the next 20 years? [0 = no answer given, 1 = none, 2 = 1-9, 3 = 10-20, 4 = 21-30, 5 = 30+]

Average out of 5 % of responses

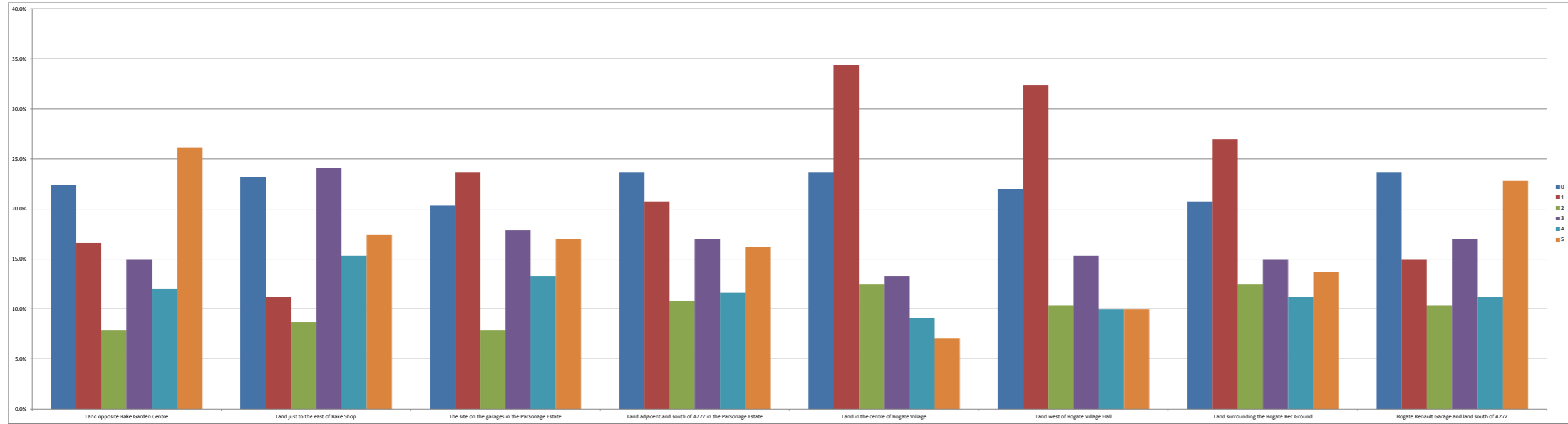
| | | |
|-------------------------------------|-----|-------|
| New homes and self-build | 2.5 | 91.7% |
| Small business units | 1.9 | 89.6% |
| Live and Work combined units | 1.9 | 85.1% |
| Conversion of redundant buildings | 2.6 | 87.6% |
| Community facilities | 1.9 | 85.9% |
| Community renewable energy projects | 2.0 | 84.2% |
| Business start-ups | 1.9 | 85.5% |
| More retail units | 1.5 | 86.3% |



Q7 Where would you like to see any NEW development in the Parish over the next 20 years? [0 = no answer given, 1 = Highly Unsuitable, 2, 3, 4, 5 = Very Suitable]

Average out of 5 % of responses

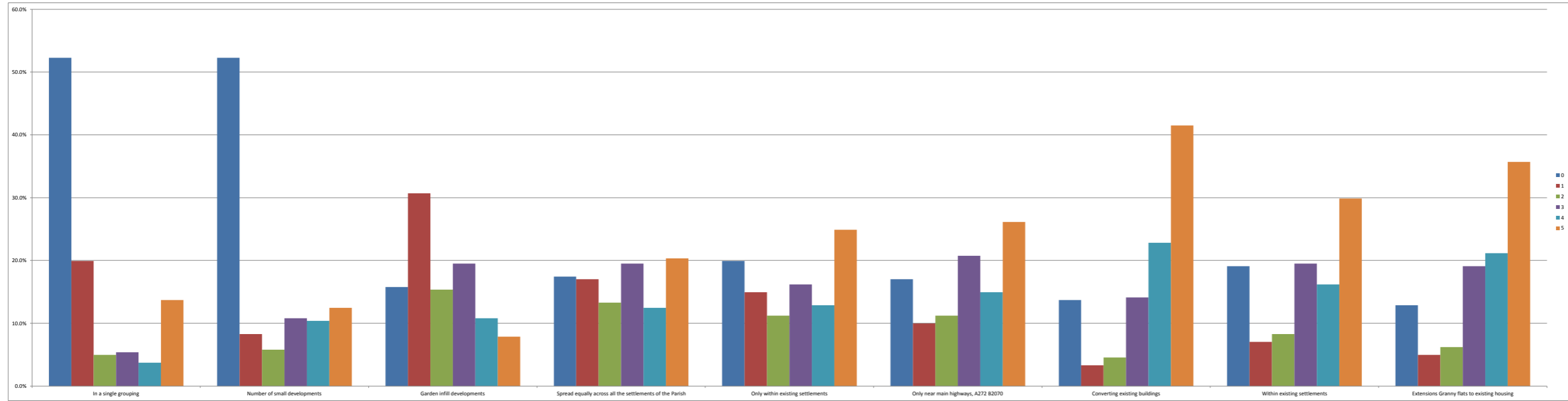
| | | |
|---|-----|-------|
| Land opposite Rake Garden Centre | 3.3 | 77.6% |
| Land just to the east of Rake Shop | 3.2 | 76.8% |
| The site on the garages in the Parsonage Estate | 2.9 | 79.7% |
| Land adjacent and south of A272 in the Parsonage Estate | 2.9 | 76.3% |
| Land in the centre of Rogate Village | 2.2 | 76.3% |
| Land west of Rogate Village Hall | 2.4 | 78.0% |
| Land surrounding the Rogate Rec Ground | 2.6 | 79.3% |
| Rogate Renault Garage and land south of A272 | 3.2 | 76.3% |



Q8 If ADDITIONAL HOUSING were to be developed in the Parish, what is acceptable to you? [0 = no answer given, 1 = Highly Unacceptable, 2, 3, 4, 5 = Very Acceptable]

Average out of 5 % of responses

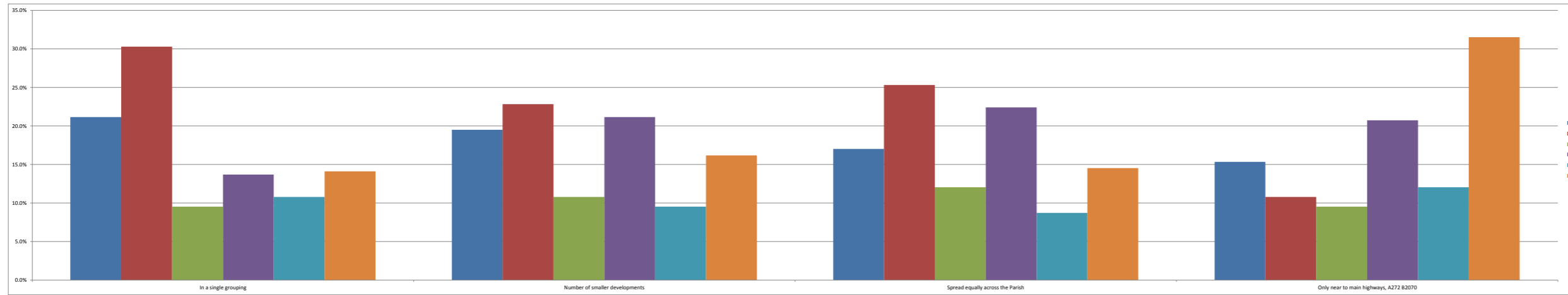
| | | |
|---|-----|-------|
| In a single grouping | 2.7 | 47.7% |
| Number of small developments | 3.3 | 47.7% |
| Garden infill developments | 2.4 | 84.2% |
| Spread equally across all the settlements of the Parish | 3.1 | 82.6% |
| Only within existing settlements | 3.3 | 80.1% |
| Only near main highways, A272 B2070 | 3.4 | 83.0% |
| Converting existing buildings | 4.1 | 86.3% |
| Within existing settlements | 3.7 | 80.9% |
| Extensions Granny flats to existing housing | 3.9 | 87.1% |



Q9 If ADDITIONAL WORKPLACES were to be developed in the Parish, what is acceptable to you? [0 = no answer given, 1 = Highly Unacceptable, 2, 3, 4, 5 = Very Acceptable]

Average out of 5 % of responses

| | | |
|--|-----|-------|
| In a single grouping | 2.6 | 78.8% |
| Number of smaller developments | 2.8 | 80.5% |
| Spread equally across the Parish | 2.7 | 83.0% |
| Only near to main highways, A272 B2070 | 3.5 | 84.6% |



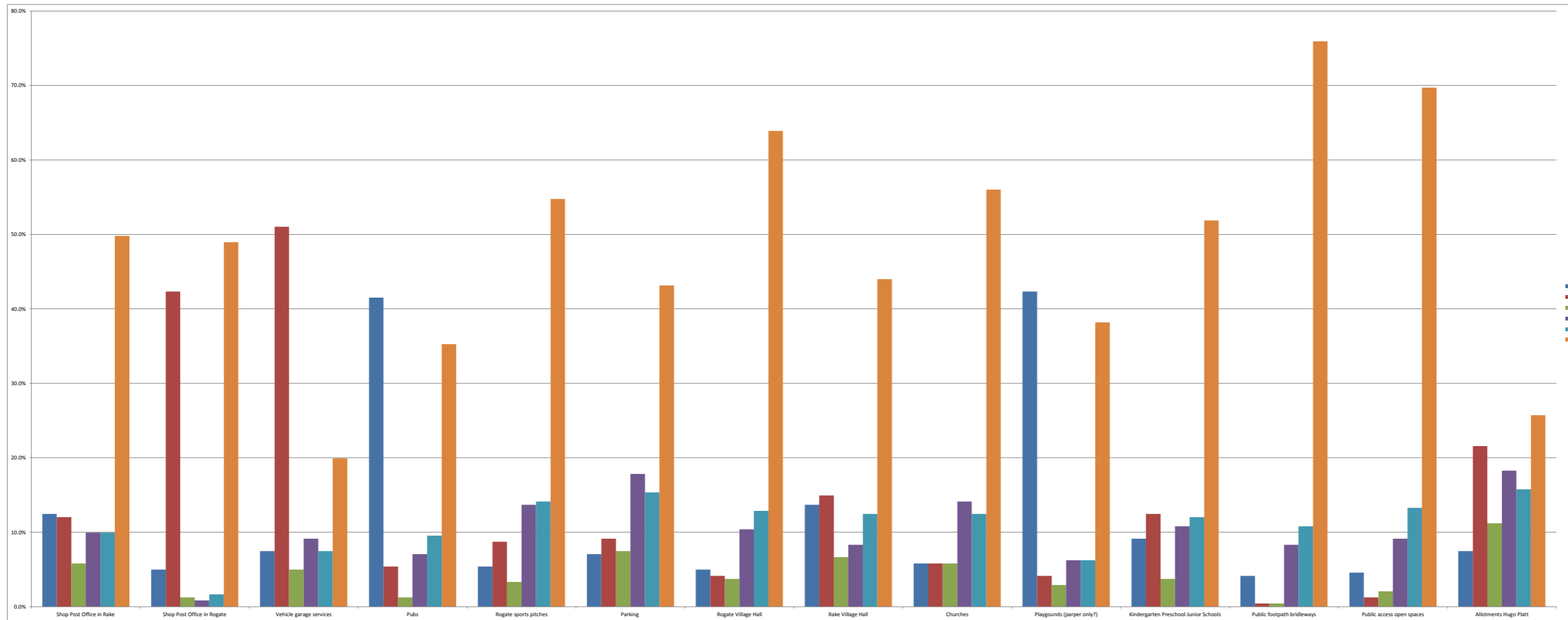
PARISH FACILITIES AND AMENITIES

Q1c How important to you are the following facilities ALREADY in the Parish? [0 = no answer given, 1 = not important, 2, 3, 4, 5 = Highly important]

Average out of 5 % of responses

- Shop Post Office in Rake
- Shop Post Office in Rogate
- Vehicle garage services
- Pubs
- Rogate sports pitches
- Parking
- Rogate Village Hall
- Rake Village Hall
- Churches
- Playgrounds (parper only?)
- Kindergarten Preschool Junior Schools
- Public footpath bridleways
- Public access open spaces
- Allotments Hugo Platt

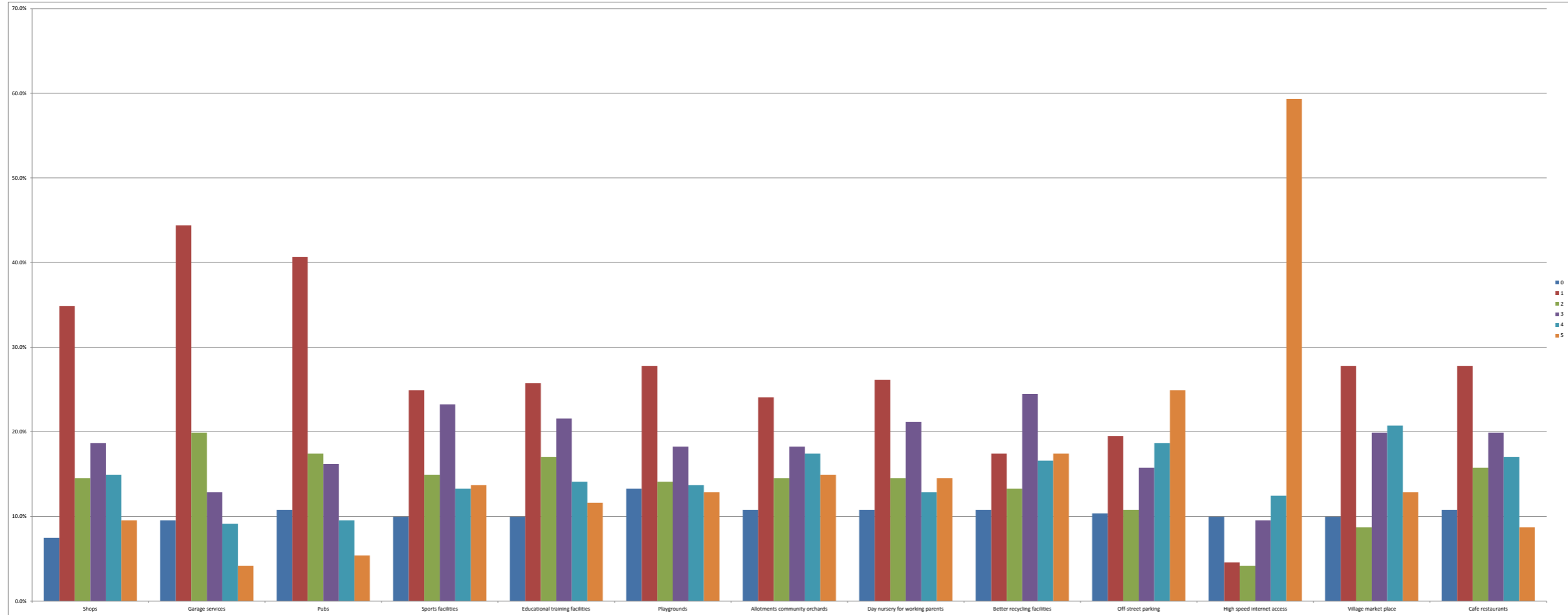
| Facility | Average out of 5 | % of responses |
|---------------------------------------|------------------|----------------|
| Shop Post Office in Rake | 3.9 | 87.6% |
| Shop Post Office in Rogate | 3.1 | 95.0% |
| Vehicle garage services | 2.4 | 92.5% |
| Pubs | 4.2 | 58.5% |
| Rogate sports pitches | 4.1 | 94.6% |
| Parking | 3.8 | 92.9% |
| Rogate Village Hall | 4.4 | 95.0% |
| Rake Village Hall | 3.7 | 86.3% |
| Churches | 4.1 | 94.2% |
| Playgrounds (parper only?) | 4.2 | 57.7% |
| Kindergarten Preschool Junior Schools | 4.0 | 90.9% |
| Public footpath bridleways | 4.7 | 95.9% |
| Public access open spaces | 4.6 | 95.4% |
| Allotments Hugo Platt | 3.1 | 92.5% |



Q11 How important to you are the following facilities ALREADY in the Parish? [0 = no answer given, 1 = not important, 2, 3, 4, 5 = Highly important]

Average out of 5 % of responses

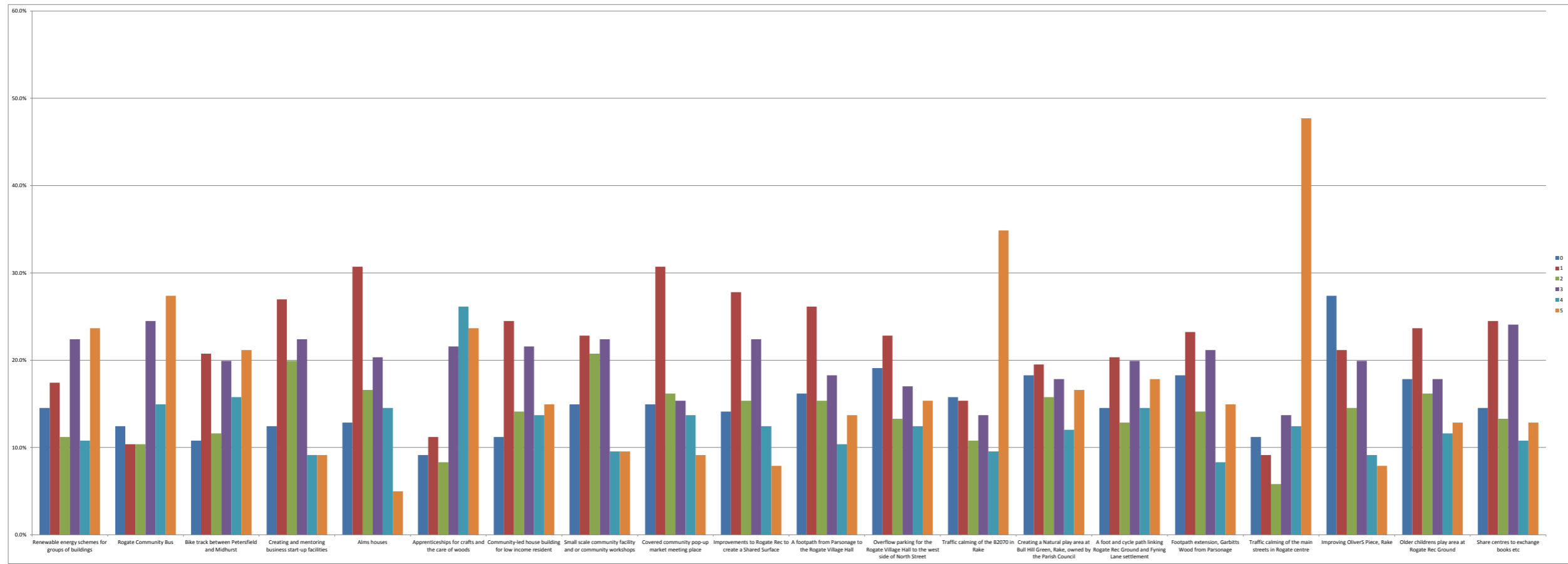
| | | |
|---------------------------------|-----|-------|
| Shops | 2.5 | 92.5% |
| Garage services | 2.0 | 90.5% |
| Pubs | 2.1 | 89.2% |
| Sports facilities | 2.7 | 90.0% |
| Educational training facilities | 2.7 | 90.0% |
| Playgrounds | 2.7 | 86.7% |
| Allotments community orchards | 2.8 | 89.2% |
| Day nursery for working parents | 2.7 | 89.2% |
| Better recycling facilities | 3.0 | 89.2% |
| Off-street parking | 3.2 | 89.6% |
| High speed internet access | 4.3 | 90.0% |
| Village market place | 2.8 | 90.0% |
| Cafe restaurants | 2.6 | 89.2% |



Q1: How would you like funds for COMMUNITY PROJECTS to be allocated? [0 = no answer given, 1 = Low Priority, 2, 3, 4, 5 = High Priority]

Average out of 5 % of responses

| Project Name | Average out of 5 | % of responses |
|--|------------------|----------------|
| Renewable energy schemes for groups of buildings | 3.1 | 85.5% |
| Rogate Community Bus | 3.4 | 87.6% |
| Bike track between Petersfield and Midhurst | 3.1 | 89.2% |
| Creating and mentoring business start-up facilities | 2.5 | 87.6% |
| Alms houses | 2.4 | 87.1% |
| Apprenticeships for crafts and the care of woods | 3.5 | 90.9% |
| Community-led house building for low income resident | 2.8 | 88.8% |
| Small scale community facility and or community workshops | 2.6 | 85.1% |
| Covered community pop-up market meeting place | 2.5 | 85.1% |
| Improvements to Rogate Rec to create a Shared Surface | 2.5 | 85.9% |
| A footpath from Parsonage to the Rogate Village Hall | 2.6 | 83.8% |
| Overflow parking for the Rogate Village Hall to the west side of North Street | 2.8 | 80.9% |
| Traffic calming of the B2070 in Rake | 3.4 | 84.2% |
| Creating a Natural play area at Bull Hill Green, Rake, owned by the Parish Council | 2.9 | 81.7% |
| A foot and cycle path linking Rogate Rec Ground and Fyning Lane settlement | 3.0 | 85.5% |
| Footpath extension, Garbitts Wood from Parsonage | 2.7 | 81.7% |
| Traffic calming of the main streets in Rogate centre | 3.9 | 88.8% |
| Improving Oliver's Piece, Rake | 2.6 | 72.6% |
| Older children's play area at Rogate Rec Ground | 2.7 | 82.2% |
| Share centres to exchange books etc | 2.7 | 85.5% |

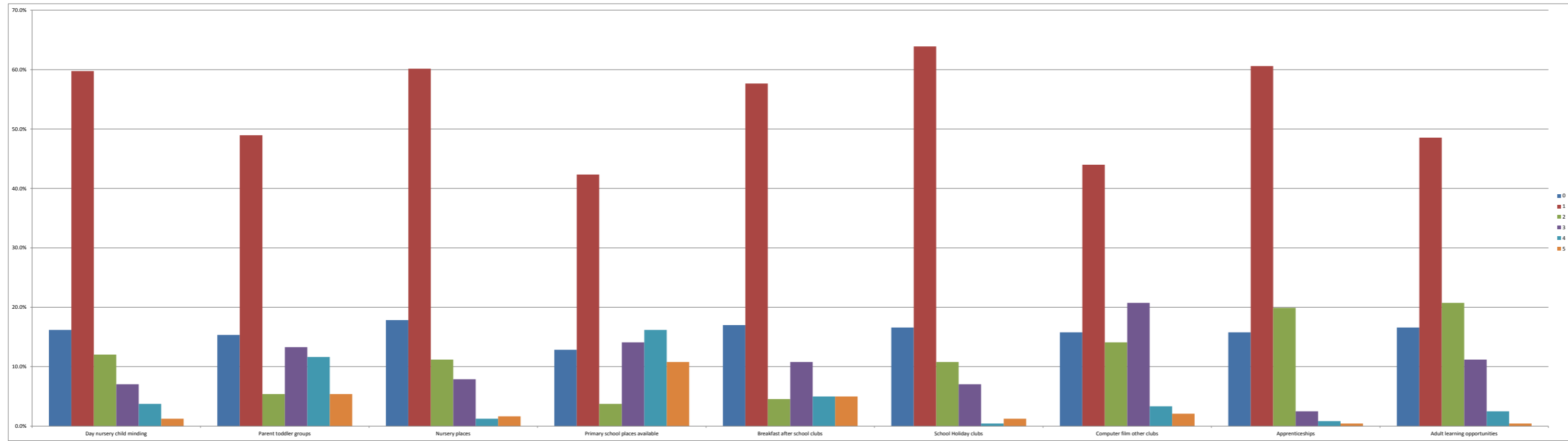


EDUCATION, TRAINING AND LEARNING IN THE PARISH

Q1: How well do you rate the EXISTING educational facilities in the Parish? [0 = no answer given, 1 = don't know, 2 = poor, 3 = satisfactory, 4 = good, 5 = very good]

Average out of 5 % of responses

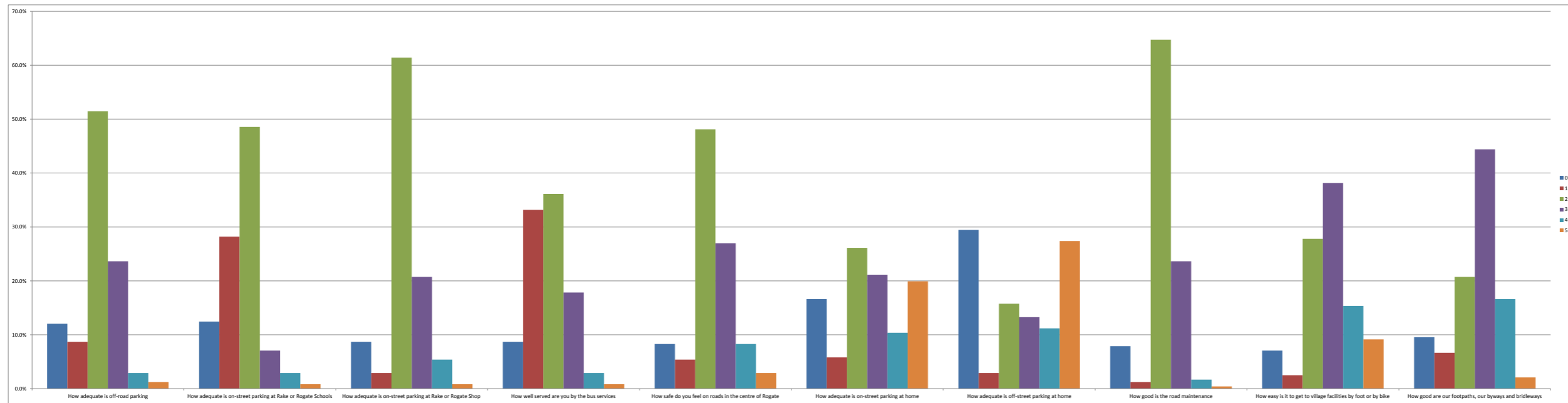
| | | |
|---------------------------------|-----|-------|
| Day nursery child minding | 1.5 | 83.8% |
| Parent toddler groups | 2.0 | 84.6% |
| Nursery places | 1.5 | 82.2% |
| Primary school places available | 2.4 | 87.1% |
| Breakfast after school clubs | 1.7 | 83.0% |
| School Holiday clubs | 1.4 | 83.4% |
| Computer film other clubs | 1.9 | 84.2% |
| Apprenticeships | 1.3 | 84.2% |
| Adult learning opportunities | 1.6 | 83.4% |



Q1: How good do you think are the Parish's transport facilities? [0 = no answer given, 1 = don't know, 2 = poor, 3 = satisfactory, 4 = good, 5 = very good]

Average out of 5 % of responses

| | | |
|--|-----|-------|
| How adequate is off-road parking | 2.3 | 88.0% |
| How adequate is on-street parking at Rake or Rogate Schools | 1.9 | 87.6% |
| How adequate is on-street parking at Rake or Rogate Shop | 2.3 | 91.3% |
| How well served are you by the bus services | 2.0 | 91.3% |
| How safe do you feel on roads in the centre of Rogate | 2.5 | 91.7% |
| How adequate is on-street parking at home | 3.1 | 83.4% |
| How adequate is off-street parking at home | 3.6 | 70.5% |
| How good is the road maintenance | 2.4 | 92.1% |
| How easy is it to get to village facilities by foot or by bike | 3.0 | 92.9% |
| How good are our footpaths, our byways and bridleways | 2.9 | 90.5% |



BUSINESS, WORK AND EMPLOYMENT

Q1€ What priority should the Neighbourhood Plan put on creating and supporting NEW BUSINESS AND EMPLOYMENT in the Parish? [0 = no answer given, 1 = Low Priority, 2, 3, 4, 5 = High Priority]

Average out of 5 % of responses

| | | |
|--|-----|-------|
| Allocate sites for small industrial units | 2.2 | 75.5% |
| Create a local hub for technology start-ups and small businesses | 2.4 | 73.4% |
| Allocate land for renewable energy businesses | 2.2 | 76.3% |
| Support new retail businesses | 2.4 | 75.5% |
| Support the use and management of local natural resources for businesses and tourism | 3.5 | 78.8% |
| Support local farmers market | 3.6 | 80.9% |
| New dwellings should be of flexible design to allow for alternative uses | 2.7 | 78.4% |
| New dwellings should include office spaces for home working | 2.7 | 78.0% |
| More accommodation is required in the Parish for tourists and visitors | 2.3 | 79.7% |
| The Parish should support suppliers of local businesses and products | 3.8 | 80.9% |
| Bed-and-breakfast businesses should be supported in the Parish | 3.0 | 80.1% |

